

Foundation Programme
in Literacy, Numeracy and Skills
(FPLNS)

现代汉语

MODERN CHINESE

GRADE 9

Educator's Guidelines

Theme 3: Nature and Environment
Natural Calamities

MAHATMA GANDHI INSTITUTE
under the aegis of
MINISTRY OF EDUCATION AND HUMAN RESOURCE
Republic of Mauritius

2026

Table of content

» Guide to Educators	iii
» Activity 1: Listen and repeat.	1
» Activity 2: Read and practise.	2
» Activity 3: Spell, read and write.	3
» Activity 4: Fill in the blanks.	4
» Activity 5: Choose the appropriate word.	5
» Activity 6: Read and understand.	6
» Activity 7: Speak and write.	7
» Activity 8: Listen, understand and write.	9
» Activity 9: Read and speak.	12
» Activity 10: Listen and read.	13

Guide to Educators

Learning Outcomes

- Use the vocabulary words related to 'Natural Calamities' orally and in written.
- Read the common words related to 'Natural Calamities' with correct pronunciation.
- Enumerate the consequences of 'Natural Calamities' on people, animals, and the environment.

Activities

- Listen and repeat.
- Read and practise.
- Spell, read and write.
- Fill in the blanks.
- Choose the appropriate word.
- Read and understand.
- Speak and write.
- Listen, understand and write.
- Read and speak.
- Listen and read.

Other Proposed Activities

- Make a poster showing "Do's and Don'ts" during natural disasters.
- Discuss with classmates: "What would you do if there is a flood?"
- Share ideas on how to protect nature to reduce disasters.

Additional Resources

- Flashcards with images.
- Worksheets (Cut and paste, Fill in the blanks).
- Song audio.
- Glue, scissors, crayons.
- Download and use fonts.

Portfolio Assessment

- Skills-based assessments.

Activity 1: Listen and repeat.

Listening and Reading Activities:

- The Educator reads the lyrics aloud.
- The students listen and repeat.

《环保小尖兵》

Huánbǎo Xiǎo Jiānbīng

我是环保小尖兵，

Wǒ shì huánbǎo xiǎo jiānbīng,

爱护环境齐出力。

àihù huánjìng qí chūlì.

制造脏乱不可取，

Zhìzào zāngluàn bù kěqǔ,

节约用水身体力行。

jiéyuē yòngshuǐ shēntǐ lìxíng.

塑料纸张和铁罐，

Sùliào zhǐzhāng hé tiěguǎn,

资源回收要做好。

zīyuán huíshōu yào zuòhǎo.

我是环保小尖兵，

Wǒ shì huánbǎo xiǎo jiānbīng,

保护地球一起努力。

bǎohù dìqiú yīqǐ nǔlì.

The Educator may access the audio-visual version of the above song through this link:

<https://youtu.be/A2aZFAGCQr8>

Other similar resources are available through the following links:

<https://youtu.be/oSq67KbmzBU>

<https://youtu.be/-oiuc7nZlhg>

Activity 2: Read and practise.

自然灾害

Listening and Reading Activities:

- The Educator reads and explains the words.
- The students listen and repeat with understanding.



暴雨

bàoyǔ



海啸

hǎixiào




干旱

gānhàn



地震

dìzhèn



飓风

jùfēng



洪水

hóngshuǐ

Activity 3: Spell, read and write.

Reading and Writing Activities:

The Educator explains the given words with emphasis on the Pinyin.

The students:

- spell and read the vocabulary words repeatedly with correct pronunciation.
- form words with the given Pinyin.
- write the given Pinyin twice.

1. 暴雨 bào+yǔ= _____、 _____

2. 洪水 hóng+shuǐ= _____、 _____

3. 干旱 gān+hàn= _____、 _____

4. 飓风 jù+fēng= _____、 _____

5. 海啸 hǎi+xiào= _____、 _____

6. 地震 dì+zhèn= _____、 _____

Activity 4: Fill in the blanks.

Reading and Writing Activities:

The students:

- read the following sentences with the help of the Educator.
- choose the appropriate word to fill in the blanks.
- read the sentences repeatedly.

(地震、火山、洪水、飓风、干旱)

1. 雨下得太多，就会有.....。
2. 如果雨水太少，就会发生.....。
3.时，地面会震动。
4. 会喷出熔岩的山叫做.....。
5.时，风雨特别大。

Activity 5: Choose the appropriate word.

挂一号风球时, 我们需要:

(狗、房屋、蜡烛、收音机、药品、储存)

一、加固.....;



二、备好电池、.....;




三、准备..... 应对停电;



四、..... 饼干、面条等食物;



五、把..... 留在屋内安全的地方;



六、购买一些....., 以防有人生病。



Reading and Writing Activities:

The students:

- read the following sentences carefully with the help of the Educator.
- choose the appropriate word based on the given pictures to fill in the blanks.
- read the sentences repeatedly.

Activity 6: Read and understand.

人为灾害与自然灾害

Reading Activity:

- The Educator reads and explains the difference between man-made and natural calamities.
- The students observe the pictures, and read the words with understanding.
- The Educator asks the students to name some examples of natural and man-made calamities such as oil spill, plane crash.

人为灾害	自然灾害
海水污染 	野火 
气体/化学爆炸 	洪水 
车祸 	火山喷发 
战争 	飓风 

Activity 7: Speak and write.

Speaking and Writing Activities:

The Educator reads and explains the words and phrases related to each calamity.

The students:

- read the words and phrases.
- form simple sentences both orally and in written.

1. 飓风

- 闪电、打雷、下大雨
- 强风吹来
- 停电、断网、停课、公共交通停运、洪水泛滥、树木和电线杆被刮倒。

..... ○

..... ○

..... ○

2. 洪水

- 暴雨
- 水淹没了房屋和道路
- 动物、农作物
- 饮用水、疾病

..... ○

..... ○

..... ○

..... ○

3. 干旱

- 天一直不下雨。
- 湖水和河水都干了。
- 农民种的东西都死了。
- 人和动物都没有水喝。

..... ○

..... ○

..... ○

..... ○

Activity 8: Listen, understand and write.

自然灾害

大明：你好、花花！

自然灾害有哪些？

花花：你好、大明！自然灾害有洪水、地震、飓风和干旱。

大明：哦！洪水来的时候会怎么样？

花花：发生洪水时，雨水会很多。水会淹没土地，损坏房子、道路、树木。

大明：什么是飓风？

花花：飓风是一种非常强的风，会有大雨。

它可以吹走树木和屋顶，人们应该待在家里。

大明：我们能阻止这些灾害吗？

花花：我们没办法阻止这些灾害，但我们可以做好准备，保证安全。

大明：我们怎样才能帮助大自然？

花花：我们可以多种树，爱护环境，不浪费水。

大明：没错，花花。我们应该爱护我们的地球！

花花：是的，大明！如果我们爱护自然，大自然也会爱护我们。

Listening, Reading and Writing Activities:

The Educator:

- reads the dialogues aloud and the students repeat (students can be asked to enact in pairs).
- reads the questions and the answers aloud. The students circle the correct answer.

1. 谁在跟花花说话？

- A. 小明
- B. 大明
- C. 小张
- D. 老师

2. 洪水来的时候会怎么样？

- A. 地会震动。
- B. 天气变得很热。
- C. 刮起强风。
- D. 洪水会淹没土地，并可能会损坏房子、道路和树木。

3. 什么是飓风？

- A. 小雨
- B. 大风大雨
- C. 晴天
- D. 没风

4. 我们如何帮助大自然？

- A. 多种树，爱护环境，不浪费水。
- B. 砍树。
- C. 污染环境。
- D. 浪费饮用水。

5. 为什么爱护地球很重要？

- A. 我们将更容易得到水。
- B. 不会有飓风。
- C. 如果我们爱护大自然，大自然也会爱护我们。
- D. 爱护地球能阻止自然灾害。

Activity 9: Read and speak.

Reading and Speaking Activities:


Under the guidance of the Educator,
The students:

- learn about the causes and preventions of natural calamities.
- read the given words and make simple sentences orally.

作为一名学生，我可以通过以下方式保护地球：

1. 植树
2. 节约用水
3. 不乱扔垃圾
4. 保持学校干净
5. 爱护大自然

Activity 10: Listen and read.



Listening and Reading Activities:

- The Educator guides the students to discuss in pairs about precautions during the cyclonic season.
- The students read the cyclone warning bulletin as a news reader with the help of the Educator.

毛里求斯发布三级飓风警报

强风暴雨
大风大浪
请勿外出
学校停课

人们应该采取下列预防措施:

<p>发布安全公告前， 待在屋内，不要外出。</p>	
<p>收听广播、观看电视，以获 取最新消息。</p>	
<p>不要开车。</p>	
<p>储存食物和药品。</p>	